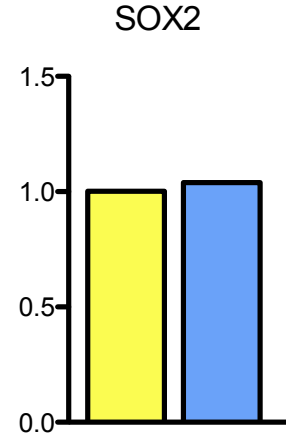
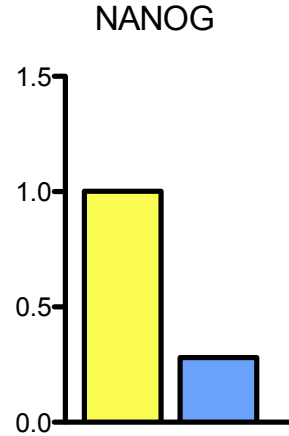
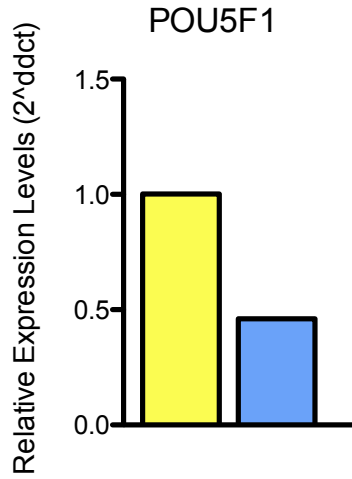


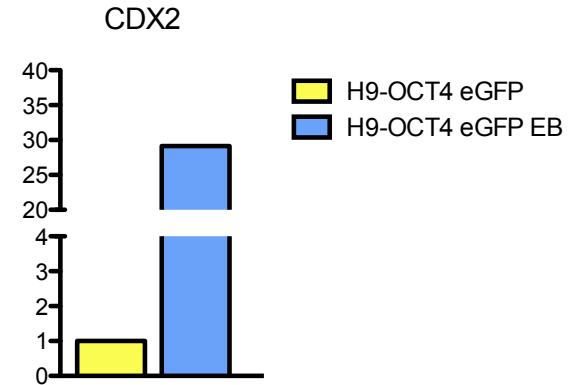
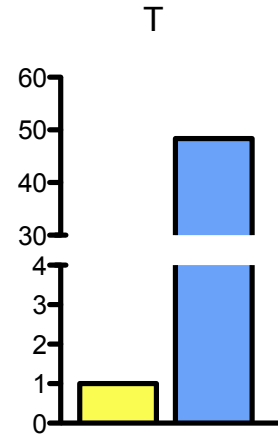
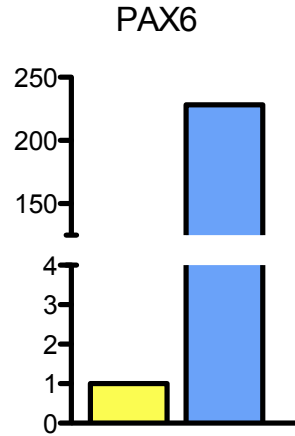
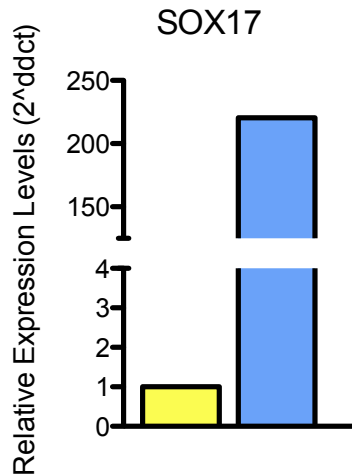


Pluripotency



H9-OCT4 eGFP HESC expression profiles of pluripotency and differentiation markers in undifferentiated and differentiated samples. qPCR data was normalized to housekeeping genes ACTB, GAPDH, and 18S. H9-OCT4 eGFP EB samples were allowed to spontaneously differentiate for three days in HES media without bFGF. Differentiation expression was significantly up-regulated in H9-OCT4 eGFP EB samples (SOX17, PAX6, T, and CDX2). A concomitant loss of pluripotency expression (POU5F1 and NANOG) was observed in H9-OCT4 eGFP EB samples.

Differentiaion



Legend:
■ H9-OCT4 eGFP (Yellow)
■ H9-OCT4 eGFP EB (Blue)